



WHEN ENERGY CAN DO FURTHER

Presents

Ultracell

'Quality in Every Language'



UL 12-12 - 14V 12AH

UL12 -12



Physical Specification

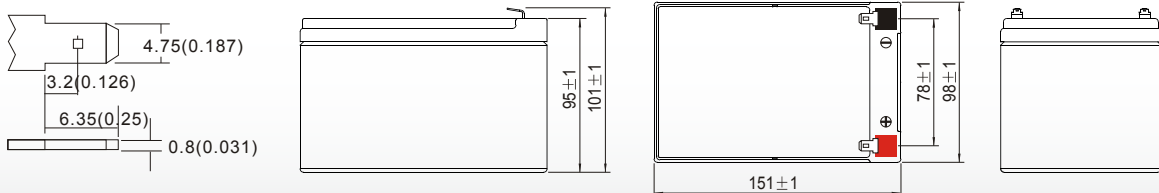
Part Number:	UL12-12
Length:	151 ± 2 mm (5.95 inches)
Width:	98 ± 2 mm (3.85 inches)
Container Height:	95 ± 2 mm (3.74 inches)
Total Height (with terminal):	101 ± 2 mm (3.98 inches)
Approx Weight:	Approx 3.60 kg (7.94lbs)

Specifications

	Nominal Voltage	12V
	Nominal Capacity (20HR)	12AH
Terminal Type	Standard Terminal	F1
	Optional Terminal	F2
Container Material	Standard Option	ABS
	Flame Retardant Option (FR)	ABS (UL94:VO)
Rated Capacity	12.0 AH/0.60A	(20hr,1.80V/cell, 25°C / 77°F)
	11.2 AH/1.12A	(10hr,1.80V/cell, 25°C / 77°F)
	10.2 AH/2.04A	(5hr,1.75V/cell, 25°C / 77°F)
	9.2 AH/3.06A	(3hr,1.75V/cell, 25°C / 77°F)
	7.54AH/7.54A	(1hr,1.60V/cell, 25°C / 77°F)
Max Discharge Current	180A (5s)	
Internal Resistance	Approx 14mΩ	
Discharge Characteristics	Operating Temp. Range	Discharge: -15 ~ 50°C (5 ~ 122°F)
		Charge: 0 ~ 40°C (5 ~ 104°F)
		Storage: -15 ~ 40°C (5 ~ 104°F)
	Nominal Operating Temp. Range	25 ± 3°C (77 ± 5°F)
	Cycle Use	Initial Charging Current less than 3.6A. Voltage 14.4V ~ 15.0V at 25°C (77°F) Temp. Coefficient -30mV/°C
	Standby Use	No limit on Initial Charging Current Voltage 13.5V ~ 13.8V at 25°C (77°F) Temp. Coefficient -20mV/°C
	Capacity affected by Temperature	40°C (104°F)
25°C (77°F)		100%
0°C (32°F)		86%
Design Floating Life at 20°C	5 Years	
Self Discharge	Ultracell batteries may be stored for up to 6 months at 25°C(77°F) and then a refresh charge is required. For higher temperatures the time interval will be shorter.	

Dimensions

F1 Terminal



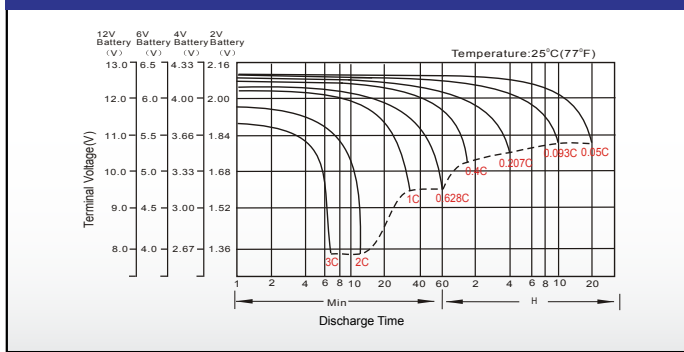
Constant Current Discharge (Amperes) at 25 °C (77°F)

F.V/Time	5min	10min	15min	20min	30min	45min	1h	2h	3h	4h	5h	6h	8h	10h	20h
1.85V/cell	22.9	17.5	14.5	12.6	9.72	7.16	6.03	3.57	2.79	2.27	1.85	1.61	1.30	1.08	0.594
1.80V/cell	30.7	22.4	17.6	14.9	11.5	8.33	6.76	3.90	3.00	2.42	1.99	1.72	1.37	1.12	0.600
1.75V/cell	34.6	24.6	19.2	16.0	11.9	8.64	7.07	4.04	3.06	2.48	2.04	1.77	1.40	1.15	0.606
1.70V/cell	38.1	26.9	20.5	16.8	12.4	8.99	7.29	4.14	3.15	2.54	2.09	1.81	1.42	1.17	0.617
1.65V/cell	42.0	29.0	21.8	17.8	13.1	9.21	7.46	4.20	3.28	2.63	2.15	1.85	1.44	1.19	0.625
1.60V/cell	46.3	31.5	23.3	19.0	13.8	9.60	7.54	4.38	3.38	2.71	2.22	1.89	1.45	1.21	0.629

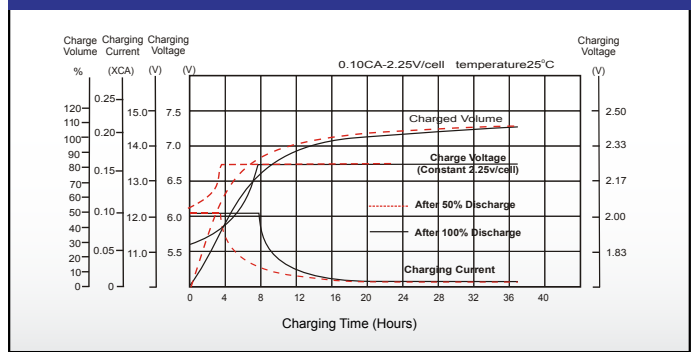
Constant Power Discharge (Watts) at 25 °C (77°F)

F.V/Time	5min	10min	15min	20min	30min	45min	1h	2h	3h	4h	5h	6h	8h	10h	20h
1.85V/cell	41.8	32.4	27.1	23.7	18.5	13.8	11.6	6.93	5.44	4.44	3.63	3.16	2.56	2.14	1.18
1.80V/cell	55.5	40.9	32.3	27.6	21.5	15.9	13.0	7.51	5.82	4.71	3.88	3.37	2.71	2.21	1.19
1.75V/cell	61.2	44.3	34.9	29.4	22.2	16.3	13.5	7.76	5.91	4.80	3.97	3.46	2.75	2.26	1.20
1.70V/cell	65.6	47.1	36.7	30.7	22.9	16.9	13.9	7.94	6.06	4.92	4.06	3.52	2.78	2.31	1.22
1.65V/cell	71.3	50.4	38.7	32.3	24.0	17.2	14.1	8.01	6.29	5.07	4.16	3.59	2.82	2.35	1.23
1.60V/cell	76.8	53.5	40.8	34.1	25.2	17.8	14.2	8.31	6.45	5.21	4.28	3.65	2.84	2.37	1.24

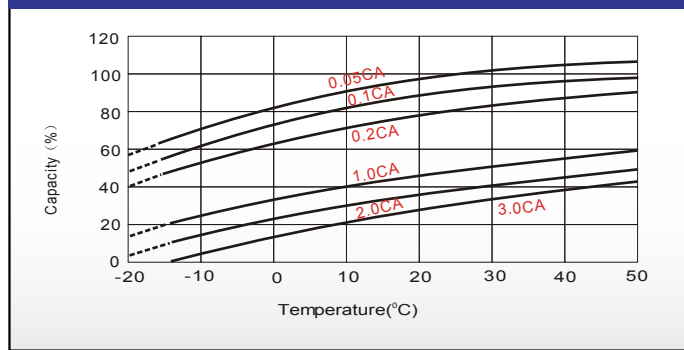
Discharge Characteristics



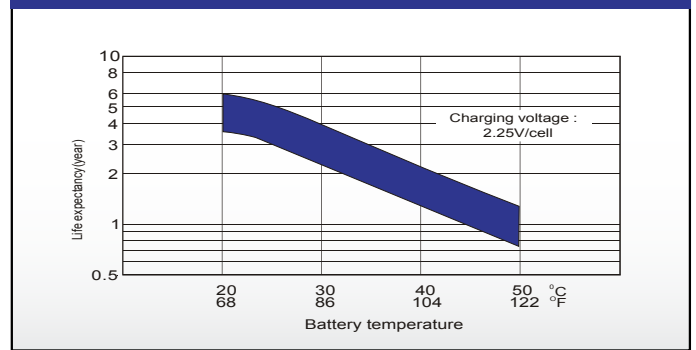
Float Charging Characteristics



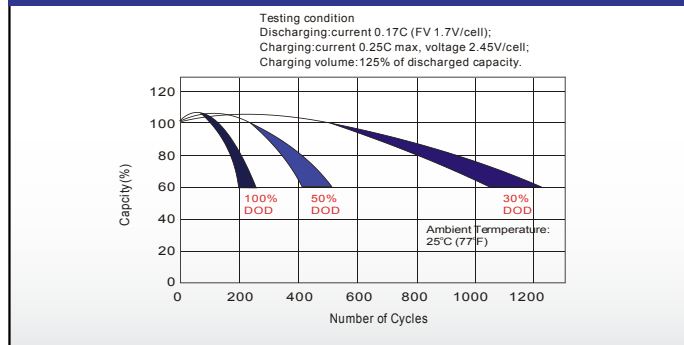
Temperature Effects in Relation to Battery Capacity



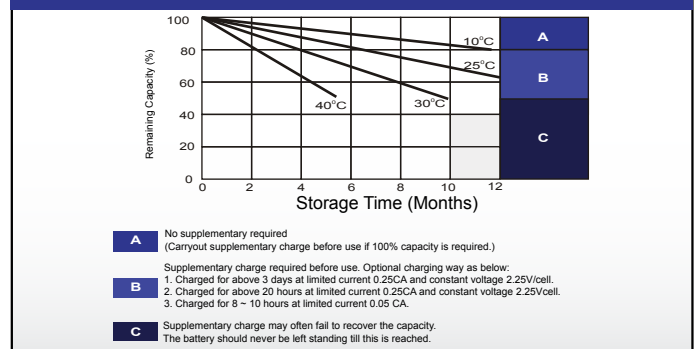
Effect of Temperature on Long Term Float Life



Cycle Life in Relation to Depth of Discharge



Self Discharge Characteristics





WHEN ENERGY CAN DO FURTHER



CONTACTS

01010002030

info@eic-egypt.com

www.eic-egypt.com

Km28 - Egypt Alexandria Desert Road - Abo rawash - Giza

EICforBatteries